

**TRADE·MARKCG®**







No paint. No stain. No hassles. Trade•MarkCG® delivers the classic look of real wood — minus the hassles and costly upkeep. This .040 panel with an advanced locking system and nail hem is rated to withstand windspeeds up to 165 mph. Trade•MarkCG delivers beauty and value.

# TRADE•MARK<sup>CG</sup><sup>®</sup>

DOUBLE 4" • DOUBLE 4-1/2" DUTCH LAP • DOUBLE 5"

## CLASSIC COLORS



**PEBBLESTONE CLAY**  
DOUBLE 4"  
DOUBLE 4-1/2" DUTCH LAP  
DOUBLE 5"

## LIGHT COLORS



**VICTORIAN GREY**  
DOUBLE 4"  
DOUBLE 4-1/2" DUTCH LAP  
DOUBLE 5"



**WICKER**  
DOUBLE 4"  
DOUBLE 4-1/2" DUTCH LAP  
DOUBLE 5"




**SANDTONE**  
DOUBLE 4"  
DOUBLE 4-1/2" DUTCH LAP  
DOUBLE 5"




**DESERT SAND**  
DOUBLE 4"  
DOUBLE 4-1/2" DUTCH LAP  
DOUBLE 5"



**SILVER GREY**  
DOUBLE 4"  
DOUBLE 4-1/2" DUTCH LAP  
DOUBLE 5"



**CAMEO**  
DOUBLE 4"  
DOUBLE 4-1/2" DUTCH LAP  
DOUBLE 5"




**WHITE**  
DOUBLE 4"  
DOUBLE 4-1/2" DUTCH LAP  
DOUBLE 5"



DOUBLE 4-1/2"  
DUTCH LAP

DOUBLE 5"

DOUBLE 4"



**ADVANCED LOCKING SYSTEM AND NAIL HEM**

Precise, secure fastening, easier installation and tighter fit combine to deliver added strength and stability — even in high winds.



**165 MPH WIND SPEED —  
RATED UP TO 165 MPH**

**1/2" PANEL PROJECTION**

Enhanced shadow lines replicate the appearance of real wood siding.



**CLASS 1(A) FIRE RATING**



**MASTIC V.I.P. LIMITED LIFETIME WARRANTY**

Premium guarantee of lasting quality and peace of mind — backed by Mastic, a trusted industry leader for 50+ years (see warranty for complete details).



**METRO-DADE COUNTY APPROVED**